

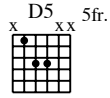
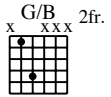
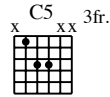
DON'T CRY (ORIGINAL)

As recorded by Guns 'n Roses

(from the 1991 Album "Use Your Illusion I")

Transcribed by Ivan (peekaboo104@hotmail.com)

Words by Izzy Stradlin' and W.Axl Rose
Music by Izzy Stradlin' and W.Axl Rose



A Intro

Rock Ballad ♩ = 62

Am D G C

Gtr I *let ring*

Gtr II

A.H. Full

G#

The musical score is for the guitar introduction of 'Don't Chord Progression: Am - D - G - C. The key signature is one sharp (F#) and the time signature is 4/4. The tempo is marked as 'Rock Ballad' with a quarter note equal to 62 beats per minute. The score is divided into two guitar parts: Gtr I and Gtr II. Gtr I plays a melodic line with a 'let ring' instruction, while Gtr II provides harmonic support. The score includes standard musical notation (treble clef, notes, rests) and guitar-specific notation (TAB) with fret numbers (0-3) and techniques like triplets and bends. The piece concludes with a final chord, G#.

Am D G A5

let ring.....1

A.H.....1

T
A
B

T
A
B

Detailed description: This system contains the first two staves of music. The top staff is a treble clef with a key signature of one sharp (F#) and a 4/4 time signature. It features a melodic line with eighth and sixteenth notes. Below it is a three-line guitar tablature with fret numbers (0, 2, 2, 1, 2, 0, 0, 2, 3, 1, 3, 2, 0, 3, 2, 0, 0, 2, 3, 4, 2) and the instruction 'let ring.....1'. The second staff is also a treble clef with a key signature of one sharp and a 4/4 time signature. It contains a melodic line with a dotted line and the instruction 'A.H.....1'. Below it is another three-line guitar tablature with fret numbers (2, 2, 2, 2, 2, 2, 2, 2, 2) and the instruction 'A.H.....1'.

B 1st Verse

Am D G C Am D

let ring.....1

Gtr III
let ring.....1

Gtr IV
Clean tone w/echo

T
A
B

T
A
B

T
A
B

P

Detailed description: This section contains three staves of music. The top staff is a treble clef with a key signature of one sharp and a 4/4 time signature. It features a melodic line with eighth and sixteenth notes. Below it is a three-line guitar tablature with fret numbers (0, 1, 2, 2, 1, 2, 0, 0, 2, 3, 1, 3, 2, 0, 3, 3, 0, 0, 3, 0, 0, 2, 0, 0, 0, 3, 2, 0, 2, 2, 1, 2, 0, 0, 2, 3, 1, 3, 2, 0) and the instruction 'let ring.....1'. The second staff is also a treble clef with a key signature of one sharp and a 4/4 time signature. It contains a melodic line with a dotted line and the instruction 'Gtr III let ring.....1'. Below it is a three-line guitar tablature with fret numbers (0, 1, 2, 1, 1, 3, 2, 0, 0, 3, 0, 0, 0, 0, 0, 1, 2, 1, 1, 2, 0) and the instruction 'Gtr III let ring.....1'. The third staff is a treble clef with a key signature of one sharp and a 4/4 time signature. It contains a melodic line with a dotted line and the instruction 'Gtr IV Clean tone w/echo'. Below it is a three-line guitar tablature with fret numbers (8, 5) and the instruction 'Gtr IV Clean tone w/echo'. The letter 'P' is located at the bottom right of the system.

G C Am D G C

10

let ring

T 3 3 0 0 0 0 3 0 1 2 0 2 3 1 3 2 0 3 3 0 0 0 0 0

A 3 2 0 0 3 2 2 0 3 2 0 0 0 2 3 2 0 3 2 0 0 3 2 0 0 0

B 3 2 0 0 3 2 2 0 3 2 0 0 0 2 3 2 0 3 2 0 0 3 2 0 0 0

T 0 3 0 0 0 0 0 1 2 1 1 2 0 0 3 0 0 0 0 0 0 0 0 0

A 0 0 3 2 2 0 3 2 0 0 1 2 1 0 2 0 0 3 2 2 0 0 3 2

B 3 3 2 2 0 3 2 0 0 0 2 0 0 2 0 0 3 2 2 0 3 2 3 2

T 7 4 5 4 4 8 5 7 4 5 4 4

A 7 4 5 4 4 8 5 7 4 5 4 4

B 7 4 5 4 4 8 5 7 4 5 4 4

P

Am D G C Csus4/F G5

13

let ring

T 0 1 2 0 2 3 1 3 2 0 3 3 0 0 3 3 0 0 3 3 0 0 3 3 0 0

A 0 2 2 1 2 0 0 2 3 1 3 2 0 3 2 0 0 3 2 0 0 3 3 0 0 3 3

B 0 2 2 1 2 0 0 2 3 1 3 2 0 3 2 0 0 3 2 0 0 3 3 0 0 3 3

T 0 1 2 1 1 2 0 0 3 0 0 0 3 2 0 0 3 2 0 0 3 3 0 0 3 3

A 0 2 2 1 0 2 0 0 3 2 0 0 3 2 0 0 3 2 0 0 3 3 0 0 3 3

B 0 2 2 1 0 2 0 0 3 2 0 0 3 2 0 0 3 2 0 0 3 3 0 0 3 3

T 8 5 5 8 5 5 7

A 8 5 5 8 5 5 7

B 8 5 5 8 5 5 7

P P

Am F Am D5/E Am/E

16
T
A
B
let ring
P

19
T
A
B
let ring
H H H sl. sl. P P

F G5 C Am G5 F G5

22
T
A
B
let ring
P H

25
T
A
B
let ring
H H

D 2nd Verse

Am

Gtr IV Am

Dm

G5

22

let ring.....| *mp*

| | | | | | | | | | | | | |
|---|---|---|---|---|---|---|---|---|---|---|---|---|
| T | 1 | 2 | 2 | 2 | 0 | 0 | 1 | 2 | 2 | 2 | 5 | 7 |
| A | 2 | 2 | 2 | 2 | 0 | 0 | 1 | 2 | 2 | 2 | | |
| B | 0 | 0 | 0 | 0 | 0 | 0 | 0 | 0 | 0 | 0 | | |

H

let ring.....|

| | | | | | | | | | | | | | | | | | |
|---|---|---|---|---|---|---|---|---|---|---|---|---|---|---|---|---|---|
| T | 0 | 2 | 0 | 1 | 2 | 2 | 0 | 3 | 1 | 2 | 0 | 0 | 0 | 0 | 3 | 0 | 0 |
| A | 0 | 0 | 0 | 0 | 0 | 0 | 0 | 0 | 0 | 0 | 0 | 0 | 0 | 0 | 0 | 0 | 0 |
| B | 0 | 0 | 0 | 0 | 0 | 0 | 0 | 0 | 0 | 0 | 0 | 0 | 0 | 0 | 0 | 0 | 0 |

H

Am Dm G5

⑤ open

25

| | | | | |
|---|---|---|---|---|
| T | 8 | 5 | 5 | 7 |
| A | | | | |
| B | | | | |

let ring.....|

| | | | | | | | | | | | | | | | | | |
|---|---|---|---|---|---|---|---|---|---|---|---|---|---|---|---|---|---|
| T | 2 | 0 | 1 | 2 | 1 | 0 | 2 | 3 | 2 | 1 | 3 | 2 | 0 | 3 | 0 | 0 | 0 |
| A | 0 | 0 | 0 | 0 | 0 | 0 | 0 | 0 | 0 | 0 | 0 | 0 | 0 | 0 | 0 | 0 | 0 |
| B | 0 | 0 | 0 | 0 | 0 | 0 | 0 | 0 | 0 | 0 | 0 | 0 | 0 | 0 | 0 | 0 | 0 |

3

Am (5) open Dm Dsus2 Dm G5 (4) open

27

let ring

T 8 5 5 8 5 5 7
A
B

T 2 0 1 2 2 0 2 3 2 0 2 0 0 0 0 3 0 0 0 3 2 0 0 3 2
A
B 0 H H 3

Am (5) open Dm Dsus2 G5 G5 C B/A Am G (4) open

29

let ring

T 8 5 5 8 5 5 7
A
B

T 2 0 0 1 2 1 2 3 0 1 2 0 3 3 3 0 0 3 2 0 1 2 0 0 1 2 1 3 2 0 0
A
B 0

E Chorus

F G5 Am Asus4 Am7 Am

⑤ open

32

let ring.....|

T 1 2 1 2 1 0 3 0 2 2 0 1 2 2 3 0 1 2 1

A 0 3 0 3 0 3 0 0 3 2 0 2 2 2 3 0 1 2 2

B 3 2 0 0 3 2 0 2 2 2 3 0 1 2 2 3

H H

F Am Asus4 Am G5

④ open ④ open ⑤ open

34

let ring.....|

T 1 2 1 2 1 0 3 3 2 1 3 5 0 5 8 0 8 5 0 3 3 1

A 3 3 0 2 3 3 3 2 0 2 1 3 5 0 5 8 0 8 5 0 3 3 1

B 3 3 0 2 3 3 3 2 0 0 2 1 3 5 0 5 8 0 8 5 0 3 3 1

H sl. sl. sl. sl. P

F Guitar Solo

F G5 C5 G/B A5 G5 F5 G5 A5 G5

⑥ open

36

let ring.....|

T 1 0 2 1 0 0 3 2

A 3 2 0 0 3 2

B 2 0 0 3 2

H

Gtr III Full

[7] 7 7 7 5

G# P

Musical notation for measures 40-42. Includes guitar chords (D5, F5, G5, A5, G5, F5, G5), a treble clef staff with notes, and a bass staff with fret numbers and techniques like *Full*, *let ring!*, *sl.*, *H*, and *P*.

Musical notation for measures 43-44. Includes guitar chords (A5, G5, F5, G5), a treble clef staff with notes, and a bass staff with fret numbers and techniques like *1/4*, *1/2*, *let ring*, *Full*, *sl.*, and *P*.

Musical notation for measures 45-46. Includes guitar chords (E5, F5, G5), a treble clef staff with notes, and a bass staff with fret numbers and techniques like *Full*, *sl.*, *P*, and *H*.

G 3rd Verse

A5

Dm

G5

C

B/A

A

Musical staff 47: Bass clef, treble clef, and guitar clef with chord diagrams for A5, Dm, G5, C, B/A, and A.

Gtr I
let ring

Guitar tablature for Gtr I, measures 47-49.

sl.

Musical staff 48: Treble clef, melody line.

Gtr III
let ring

Guitar tablature for Gtr III, measures 47-49.

Musical staff 49: Treble clef, melody line with 'bend neck' and 'H' markings.

Gtr VI

mf

Full

A.H.

A.H.

N.H.

Guitar tablature for Gtr VI, measures 47-49, including 'Full', 'A.H.', and 'N.H.' markings.

C

D5

G5

C

Am7/Esus4 Am/EEsus4

D5

G5

Musical staff 50: Treble clef, guitar clef, and chord diagrams for D5, G5, C, Am7/Esus4, Am/EEsus4, D5, and G5.

let ring

Guitar tablature for measures 50-52.

Musical staff 51: Treble clef, melody line.

let ring

Guitar tablature for measures 51-52.

H

H

C Am/E Dm G5

53

let ring-----|

T
A
B

3 0 0 2 0 0 3 2 0 2 2 2 2 2 2 2 0 0 3 3 3 3 3 0

3 2 0 0 3 2 0 2 2 0 1 2 2 2 0 2 3 2 0 0 3 0 0 0

H H

H Chorus

Gtr V C5 G/B A5 G5 F5 G5

55

let ring-----|

let ring-----|

T
A
B

3 2 0 1 0 0 1 2 2 1 0 0 0 1 1 1 1 1 1 3 3 3 3 3 0 0 0

3 2 0 2 0 0 0 2 2 0 0 0 3 3 3 3 3 3 0 0 0 0 0 0 0 0

57

A5 F5 G5 A5

let ring-----| P.M.-| let ring-----| P.M.-|

8va-----| 8va-----|

Gtr II *fff*

Full-----| Full-----| Full-----| 1/2-----|

T 0 0 0 0 0 3 1 0 1 1 1 1 1 1 3 3 3 3 2 0 1 1 3 3

A 2 2 2 2 2 2 2 0 0 2 2 0 3 3 3 3 3 3 0 0 0 0 2 0 2 0 0 0 3 3

B 0 2 2 2 2 2 2 0 0 2 2 0 3 3 3 3 3 3 0 0 0 0 2 0 2 0 0 0 3 3

H H

P sl. P

60

F5 G5 C5 G/B A5 G5

let ring-----|

8va-----|

Full-----| Full-----| 1/2-----| 1/2-----|

T 1 1 1 1 1 1 1 1 3 3 3 3 3 2 0 1 0 0 1 2 2 1 0 0 0

A 3 3 3 3 3 3 3 3 0 0 0 0 0 3 2 0 2 0 0 0 2 2 0 0 0 3

B 3 3 3 3 3 3 3 3 3 3 3 3 3 3 3 2 0 2 0 0 0 2 2 0 0 0 3

P

Musical notation for measures 62-63. Includes guitar chords (F5, G5), guitar tablature, and a vocal line with a *8va* marking and a *Full* dynamic marking.

Musical notation for measures 64-65. Includes guitar chords (F5, G5, F5, E5, F5), guitar tablature, and a vocal line.

66

G5 F5 G5

8va-----1

Gtr II *fff* Full

H

Gtr VI *mf*

| | | | | | | | | |
|---|----|-------|----|-------|----|-------------|-------|-------|
| T | 10 | 10-12 | 12 | 12-14 | 14 | 12 14 14 16 | 16-14 | 15-12 |
| A | 8 | 8-10 | 10 | 10-12 | 12 | 10 12 12-14 | 14-12 | 12-9 |
| B | 8 | 8-10 | 10 | 10-12 | 12 | 10 12 12-14 | 14-12 | 12-9 |

sl. *sl.* *sl.* *sl.* *sl.*

68

rit.

F5 G5 CS

8va

Full

Full

Full

sl.

I Free Time

N.C.

72

mf *mp* *p*

let ring

sl. H H H