

"Hotel California"

As Recorded by The Eagles

Words & music by Don Henley,
Glenn Frey and Don Felder

*(Em) (B7) (Dsus2) (A9/C#) (C) (G) (Am7) (B+5) (Bb7b9)
 Bm F#7 Asus2 E9/G# G D Em7 F#5 F7b9
 Capo 7fr. 7fr. 7fr. 7fr. 7fr. 7fr. 7fr. 7fr. 7fr.

*В скобках даны названия аккордов, аппликатуры которых в открытой позиции соответствуют аппликатурам аккордов в 7ой позиции.

Вступление Moderately slow $\text{♩} = 80$
каподастр на 7ом ладу
(12-струнная акустика)

Rhy. Fig. 1 **Bm** **F#7** **A(sus2)**

mf Let ring

E9/G# **G** **D** **Em7**

Повторите Rhy. Fig. 1 (Замените 1-ый такт на Fill 1)

Gtr. II (6-струнная акустика)

F#7 (конец Rhy. Fig. 1) **Bm7** **F#7** **A(sus2)** **E9/G#**

mf Let ring

G **D** **Em7** **F#7** (Gtr. II уходит)

Fill 1
Gtr. I

1-ый куплет: повторить Rhy.Fig.1 (Замените 1ый такт на Fill 2)


Rhy. Fig. 2A

Gtr. IV Bm

(elec.) γ \times \times γ \times \times γ \times \times (продолжать до 3 такта, предшествующего 2-му припеву)

F#7

A(sus2)



On a dark des-ert high-way,--


cool wind in my hair,

warm smell of col-i-tas

Gtr. III
(elec.) Rhy. Fig. 2

mf (с глушением)

(2-ой раз)



*Мелкие ноты звучат в этом такте только при первом повторе Rhy.Fig.2

E9/G#


G



ris - ing up through the air. --

Up a - head in the dis - tance

I saw a shim - mer - ing light.



Повторить Rhy.Fig.2 (с мелкими нотами)

Em7

F#7

Gtr. I-
Rhy. Fig 3



My head grew heav - y and my sight grew dim,--

I had to stop for the night. --

There she stood in the door-way;




окончание Rhy.Fig.2

Riff A (обе гитары)

Gtr. V

Gtr. VI

(вибрируются обе ноты)



Fill 2
Gtr. I

F#7 Asus2

I heard the mis-sion bell... And I was think-ing to my-self, "This could be

E9/G# G D

heav-en and this could be hell... Then she lit up a can-dle and she showed me the way...

Em7 F#7 окончание Rhy.Fig.3

There were voic-es down the cor-ri-dor, I thought I heard them say:

Припев Rhy. Fig. 4 G D

Wel-come to the Ho-tel Cal-i-for-nia. Such a

(Riff A заканчивается)

(легкое вибрато)

10 10 12 10 12 14 12 10
11 12 11 12 14 12 11

F#7 Bm

love - ly place, ...such a love - ly place. ... such a love - ly face...

G D

Plen - ty of room at the Ho - tel Cal - i - for - nia. An - y

легкое вибрато (вибрируются обе ноты)

Em7 F#7 F#5

time_ of year_ ...an - y time_ of year_ ... you can find_ it here_

Rhy.Fig.4 заканчивается.

2ой куплет
w/Rhy. Fig. 1 & Rhy. Fig. 2 (с мелкими нотами) 2 раза

Bm F#7

Her mind is Tif - fa - ny twist - ed, she got the Mer - ce - des bends, uh!

Riff B (обе гитары)
Gtr. V Full
Gtr. VI (вибрируются обе ноты) Full

A(sus2) E9/G#

She got a lot of pret - ty, pret - ty boys... that she calls friends.

Full

Detailed description: This system contains the first two measures of the piece. The vocal line starts with a quarter note G4, followed by eighth notes A4, B4, C5, and a quarter rest. The guitar accompaniment features a rhythmic pattern of eighth notes. Fretboard diagrams show the positions for A(sus2) and E9/G# chords.

G D Em7

How they dance in the court-yard, sweet sum - mer sweat, some dance to re - mem - ber

Riff B заканчивается

Detailed description: This system contains the next three measures. The vocal line continues with eighth notes D4, E4, F4, G4, and a quarter rest. A triplet of eighth notes (A4, B4, C5) is marked over the second measure. The guitar accompaniment includes a triplet of eighth notes in the second measure. Fretboard diagrams are provided for G, D, and Em7 chords.

Повторить Riff A (Gtrs. V & VI) вместе с Rhy.Fig.3 (Gtr. I) Bm F#7

some dance to for - get... So I called up the Cap-tain, "Please... bring me my... wine," he said.

Riff C обе гитары Gtr. VII Gtr. VIII

δva Full Full Full Full Full Full Full Full

вибрируются обе ноты

Detailed description: This system contains the next three measures. The vocal line starts with a quarter note G4, followed by eighth notes A4, B4, C5, and a quarter rest. The guitar accompaniment features a rhythmic pattern of eighth notes. Fretboard diagrams show the positions for Bm and F#7 chords. Annotations include 'Full' and 'Full 1/2' markings above the guitar lines, and 'вибрируются обе ноты' (both notes vibrate) below the guitar lines.

Asus2 E9/G#

"We have - n't had that spir - it here... since nine-teen six - ty - nine."

Detailed description: This system contains the final two measures. The vocal line starts with a quarter note G4, followed by eighth notes A4, B4, C5, and a quarter rest. The guitar accompaniment features a rhythmic pattern of eighth notes. Fretboard diagrams show the positions for Asus2 and E9/G# chords. Annotations include 'Full 1/2' markings above the guitar lines.

G D

And still those voices are calling from far a way,

8va

Detailed description: This system contains the first two measures of the piece. The vocal line is in treble clef with a key signature of one sharp (F#). The guitar accompaniment is in treble clef, featuring a wavy line for the 8va effect. Fretboard diagrams show fingerings for the 14th and 15th frets on the 14th and 15th strings.

Em7 F#7 Gtr. IV

wake you up in the middle of the night just to here them say:

loco

Riff C заканчивается

Detailed description: This system contains the next two measures. The guitar accompaniment includes a 'loco' marking and a 'Riff C заканчивается' (Riff C ends) note. Fretboard diagrams show fingerings for the 11th, 14th, and 15th frets.

Припев
 Повторить Rhy.Fig.4 & Rhy.Fig.2A (2A продолжается 6 тактов)

G D

Wel-come to the Ho-tel Cal-i-for-nia.

рейк

Full Full

semi-harm. Full

A.H. (15 ma) 1/2

Detailed description: This system contains the first two measures of the chorus. The guitar accompaniment features 'рейк' (rake) and 'Full' markings. Fretboard diagrams show fingerings for the 10th, 9th, 7th, and 14th frets.

F#7 Bm

love-ly place... such a love-ly face... They

...such a love-ly place....

Detailed description: This system contains the final two measures of the piece. The guitar accompaniment includes a '14' marking. Fretboard diagrams show fingerings for the 2nd, 4th, 5th, 5th, 5th, 7th, and 9th frets.

G D

liv - in' it up at the Ho - tel Cal - i - for - nia. What a

Sva Full Full A.H. Full

Em7 F#7

nice sur - prise, bring your al - i - bis. ...what a nice sur - prise...

Sva Gtr. I

Зий куплет

Bm F#7

с каподастром Mir - rors on the ceil - ing, the pink cham - pagne on ice, and she said,

Gtr. I

Let ring

A(sus2) E9/G#

"We are all just pris - on - ers here of our own de - vice."

G D/F#

And in the mas - ter's cham - bers, they gath - ered for the feast,

H

Em7 F#7

they stab it with their steel - y knives, but they just can't kill the beast.

Повторить Riff B (Gtrs. V & VI) & Riff C (Gtrs. VII & VIII) вместе с Rhy.Fig.3 & Rhy.Fig.2A

Bm F#7

Last thing I re - mem - ber, I was run - ning for the door.

Asus2 E9/G#

I had to find the pas - sage back to the place I was be - fore.

4ый такт в Riff B заменить на Fill 3

Продолжить Riff B

G D

"Re - lax," said the night man, "we are pro - grammed to re - ceive,

Fill 3

Gtr. V

Gtr. VI

вместе с Fill 4 & Fill 5

F#7

F7b9F#7

Gtr. I

Em7

you can check out an - y time you like,

but you can... nev - er leave."

Gtr. VII

Gtr. VIII

вибрируются обе ноты

Гитарное соло

Повторить Rhy.Fig.2 (с мелкими нотами), Rhy.Fig.2A & Rhy.Fig.3 (все 3 фигуры играть до затихания) вместе с Riff A (только первые 6 тактов)

Gtr. VII Bm 1/4

F#7

Fill 4
Gtr. V

Gtr. VI

Fill 5
Gtr. IV

вместе с Fill 6

Em7 F#7

1/2 1/2 1/2 1/2 1/2 3 Full Full Full Full

Bm F#7

Full Full Full Full Full P Full Full Full Full медленный бенд sl.

Riff D (обе гитары)

Gtr. V

Full

Gtr. VI

Full

Asus2 E9/G#

Asus2 1 1/4 Full P Full E9/G# sl. sl. рэйк 1 1/4 1/4 P Full sl. sl.

Full Full Full Full вибрируются обе ноты

Fill 6

Gtr. V

Full

Gtr. VI

Full

G
Full $1/4$ *Full*

D
8va *Full* *sl.* *Full*

держать бенд

Em7
8va *Full* *1/2* *Full* *P*

F#7 *Full* *1/2* (две гитары) *Full*

держать бенд

1/2 1/2

1/2 1/2

Riff D заканчивается

вместе с Riff A (только первые 6 тактов)

Bm
8va *Full* *loco* *Full* *Full* *sl.*

F#7

Asus2 *Full* *1/2* *P* *1/2*

постепенный возврат бенда

Gtr. VII **E9/G#**

sl. sl. sl. Full G

sl. sl. Full

Gtr. VIII

Full

Full

sl. sl.

sl. sl.

D **Em7** **F#7**

P Full

P Full

P Full

вместе с Riff D (до затихания)

Bm **F#7**

Full

Full

Full

Asus2

E9/G#

Full

Full

Full

Full

Full

Full

Full

Full

Full

Full

Full

Full

Повторяется
и затихает

G

D

Em7

F#7

The sheet music consists of four systems. Each system includes a treble clef staff with a melodic line, a bass clef staff with a bass line, and a guitar-specific staff with fret numbers. The music is in G major and features various chords: Asus2, E9/G#, G, D, Em7, and F#7. The piece ends with a double bar line and repeat dots. The Russian text 'Повторяется и затихает' is written on the right side of the page.